

**UNITED STATES  
SECURITIES AND EXCHANGE COMMISSION**  
Washington, D.C. 20549

**FORM 6-K**

**Report of Foreign Private Issuer Pursuant to Rule 13a-16 or 15d-16  
under the Securities Exchange Act of 1934**

For the Month of June 2023

1-15240  
(Commission File Number)

**JAMES HARDIE INDUSTRIES plc**  
(Translation of registrant's name into English)

First Floor, Block A  
One Park Place  
Upper Hatch Street, Dublin 2, D02, FD79, Ireland  
(Address of principal executive offices)

Indicate by check mark whether the registrant files or will file annual reports under cover Form 20-F or Form 40-F.

Form 20-F..X.... Form 40-F.....

Indicate by check mark if the registrant is submitting the Form 6-K in paper as permitted by Regulation S-T Rule 101(b)(1): Not Applicable

Indicate by check mark if the registrant is submitting the Form 6-K in paper as permitted by Regulation S-T Rule 101(b)(7): Not Applicable

---

**TABLE OF CONTENTS**

<a href="#">Forward-Looking Statements</a>	3
<a href="#">Exhibit Index</a>	5
<a href="#">Signatures</a>	6

## *Forward-Looking Statements*

This Form 6-K contains forward-looking statements. James Hardie Industries plc (the "company") may from time to time make forward-looking statements in its periodic reports filed with or furnished to the Securities and Exchange Commission, on Forms 20-F and 6-K, in its annual reports to shareholders, in offering circulars, invitation memoranda and prospectuses, in media releases and other written materials and in oral statements made by the company's officers, directors or employees to analysts, institutional investors, existing and potential lenders, representatives of the media and others. Statements that are not historical facts are forward-looking statements and such forward-looking statements are statements made pursuant to the Safe Harbor Provisions of the Private Securities Litigation Reform Act of 1995.

Examples of forward-looking statements include:

- statements about the company's future performance;
- projections of the company's results of operations or financial condition;
- statements regarding the company's plans, objectives or goals, including those relating to strategies, initiatives, competition, acquisitions, dispositions and/or its products;
- expectations concerning the costs associated with the suspension or closure of operations at any of the company's plants and future plans with respect to any such plants;
- expectations concerning the costs associated with the significant capital expenditure projects at any of the company's plants and future plans with respect to any such projects;
- expectations regarding the extension or renewal of the company's credit facilities including changes to terms, covenants or ratios;
- expectations concerning dividend payments and share buy-backs;
- statements concerning the company's corporate and tax domiciles and structures and potential changes to them, including potential tax charges;
- statements regarding tax liabilities and related audits, reviews and proceedings;
- statements regarding the possible consequences and/or potential outcome of legal proceedings brought against us and the potential liabilities, if any, associated with such proceedings;
- expectations about the timing and amount of contributions to AICF, a special purpose fund for the compensation of proven Australian asbestos-related personal injury and death claims;
- expectations concerning the adequacy of the company's warranty provisions and estimates for future warranty-related costs;
- statements regarding the company's ability to manage legal and regulatory matters (including but not limited to product liability, environmental, intellectual property and competition law matters) and to resolve any such pending legal and regulatory matters within current estimates and in anticipation of certain third-party recoveries; and
- statements about economic or housing market conditions in the regions in which we operate, including but not limited to, the levels of new home construction and home renovations, unemployment levels, changes in consumer income, changes or stability in housing values, the availability of mortgages and other financing, mortgage and other interest rates, housing affordability and supply, the levels of foreclosures and home resales, currency exchange rates, and builder and consumer confidence.

Words such as "believe," "anticipate," "plan," "expect," "intend," "target," "estimate," "project," "predict," "forecast," "guideline," "aim," "will," "should," "likely," "continue," "may," "objective," "outlook" and similar expressions are intended to identify forward-looking statements but are not the exclusive means of identifying such statements. Readers are cautioned not to place undue reliance on these forward-looking statements and all such forward-looking statements are qualified in their entirety by reference to the following cautionary statements.

Forward-looking statements are based on the Company's current expectations, estimates and assumptions and because forward-looking statements address future results, events and conditions, they, by their very nature, involve inherent risks and uncertainties, many of which are unforeseeable and beyond the Company's control. Such known and unknown risks, uncertainties and other factors may cause actual results, performance or other achievements to differ materially from the anticipated results, performance or achievements expressed, projected or implied by these forward-looking statements. These factors, some of which are discussed under "Risk Factors" in Section 3 of the Form 20-F filed with the Securities and Exchange Commission on 16 May 2023, include, but are not limited to: all matters relating to or arising out of the prior manufacture of products that contained asbestos by current and former Company subsidiaries; required contributions to AICF, any shortfall in AICF funding and the effect of currency exchange rate movements on the amount recorded in the Company's financial statements as an asbestos liability; compliance with and changes in tax laws and treatments; competition and product pricing in the markets in which the Company operates; the consequences of product failures or defects; exposure to environmental, asbestos, putative consumer class action or other legal proceedings; general economic and market conditions; the supply and cost of raw materials; possible increases in competition and the potential that competitors could copy the Company's products; compliance with and changes in environmental and health and safety laws; risks of conducting business internationally; compliance with and changes in laws and regulations; currency exchange risks; dependence on customer preference and the concentration of the Company's customer base; dependence on residential and commercial construction markets; the effect of adverse changes in climate or weather patterns; use of accounting estimates; and all other risks identified in the Company's reports filed with Australian, Irish and US securities regulatory agencies and exchanges (as appropriate). The Company cautions you that the foregoing list of factors is not exhaustive and that other risks and uncertainties may cause actual results to differ materially from those referenced in the Company's forward-looking statements. Forward-looking statements speak only as of the date they are made and are statements of the Company's current expectations concerning future results, events and conditions. The Company assumes no obligation to update any forward-looking statements or information except as required by law.

## EXHIBIT INDEX

<b>Exhibit No.</b>	<b>Description</b>
<a href="#">99.1</a>	Update - Notification of buy-back - JHX
<a href="#">99.2</a>	Update - Notification of buy-back - JHX
<a href="#">99.3</a>	Update - Notification of buy-back - JHX
<a href="#">99.4</a>	Update - Notification of buy-back - JHX
<a href="#">99.5</a>	Annual Report 2023
<a href="#">99.6</a>	Update - Notification of buy-back - JHX
<a href="#">99.7</a>	Update - Notification of buy-back - JHX

**SIGNATURES**

Pursuant to the requirements of the Securities Exchange Act of 1934, the registrant has duly caused this report to be signed on its behalf by the undersigned, thereunto duly authorized.

Date: 09 June 2023

**James Hardie Industries plc**

By: /s/ Aoife Rockett

Aoife Rockett  
Company Secretary

## EXHIBIT INDEX

<b>Exhibit No.</b>	<b>Description</b>
<a href="#">99.1</a>	Update - Notification of buy-back - JHX
<a href="#">99.2</a>	Update - Notification of buy-back - JHX
<a href="#">99.3</a>	Update - Notification of buy-back - JHX
<a href="#">99.4</a>	Update - Notification of buy-back - JHX
<a href="#">99.5</a>	Annual Report 2023
<a href="#">99.6</a>	Update - Notification of buy-back - JHX
<a href="#">99.7</a>	Update - Notification of buy-back - JHX



Announcement Summary

---

Name of entity

JAMES HARDIE INDUSTRIES PLC

Announcement type

Update announcement

Type of update

Daily buy-back notification

Date of this announcement

2/6/2023

Reason for update

Daily buy-back notification

ASX Security code and description of the class of +securities the subject of the buy-back

JHX : CHESS DEPOSITARY INTERESTS 1:1

The type of buy-back is:

On market buy-back

Total number of +securities bought back before previous day

4,833,388

Total number of +securities bought back on previous day

125,000

Refer to next page for full details of the announcement







Part 1 - Entity and announcement details

---

1.1 Name of entity

JAMES HARDIE INDUSTRIES PLC

We (the entity named above) provide the following information about our buy-back.

1.2 Registration number type

ARBN

Registration number

097829895

1.3 ASX issuer code

JHX

1.4 The announcement is

Update/amendment to previous announcement

1.4a Type of update

Daily buy-back notification

1.4b Reason for update

Daily buy-back notification

1.4c Date of initial notification of buy-back

12/12/2022

1.4d Date of previous announcement to this update

1/6/2023

1.5 Date of this announcement

2/6/2023

1.6 ASX Security code and description of the class of +securities the subject of the buy-back

JHX : CHESS DEPOSITARY INTERESTS 1:1





## Notification of buy-back

---

### Part 2 - Type of buy-back

---

2.1 The type of buy-back is:

On market buy-back





### Part 3 - Buy-back details

---

#### Part 3A - Details of +securities, price and reason

---

3A.1 Total number of +securities on issue in the class of +securities to be bought back

445,855,985

3A.4 Does the entity intend to buy back a minimum number of +securities

No

3A.5 Does the entity intend to buy back a maximum number of securities

Yes

3A.5a Maximum number of securities proposed to be bought back

10,060,000

3A.6 Name of broker or brokers who will offer to buy back +securities on the entity's behalf

Broker name:

Barrenjoey Markets Pty Limited

3A.9 Are the +securities being bought back for a cash consideration?

Yes

3A.9a Is the price to be paid for +securities bought back known?

No

3A.9a.1 In what currency will the buy-back consideration be paid?

AUD - Australian Dollar

### Part 3B - Buy-back restrictions and conditions

---

3B.1 Does the buy-back require security holder approval?  
↵

---

Notification of buy-back

4 / 6

---



## Notification of buy-back

---

No

### Part 3C - Key dates

---

#### On-market buy-back

3C.2 Proposed buy-back start date

12/12/2022

3C.3 Proposed buy-back end date

31/10/2023

### Part 3D - Other Information

---

3D.1 Any other information the entity wishes to notify to ASX about the buy-back

Based on a closing market price on ASX of A\$29.26 on 9 December 2022 (being the business day immediately prior to the date of this notice) and an A\$/US\$ exchange rate of 0.6792 (being the applicable spot rate on the same date) this would equate to a maximum of 10.06 million ordinary shares/CUFS. However the final maximum number of shares/CUFS will depend on market price and exchange rate movements over the buy-back period.







Part 4 - Daily buy-back notification

A daily buy-back notification must be submitted for Employee share scheme, On-market, Equal access share scheme and Other buy-backs at least half an hour before the commencement of trading on the +business day after any day on which +securities are bought back (per listing rule 3.8A)

Please verify if the pre-populated values are accurate as they are only indicative based on previous online submissions. The pre-populated values may not be accurate if previous online submissions are still in-flight or in case of announcements made via a MS Word form.

Whilst you may over-ride a pre-populated value, once over-ridden it will not be possible to retrieve the previously pre-populated value.

4.1 Date of this notification

2/6/2023

4.2 Previous day on which +securities were bought back

1/6/2023

	Before previous day	On previous day
4.3 Total number of +securities bought back, or in relation to which acceptances have been received	4,833,388	125,000
4.4 Total consideration paid or payable for the +securities	AUD 154,019,428.59000	AUD 4,750,676.49000
4.5 Highest price paid	AUD 38.59000000	AUD 38.21000000
	Date highest price was paid: 29/5/2023	
4.6 Lowest price paid	AUD 27.06000000	AUD 37.63000000
	Date lowest price was paid: 21/12/2022	

4.7 Highest price allowed to be paid by entity on the previous day under listing rule 7.33:

AUD 39.87000000

4.8 If the entity has disclosed an intention to buy back a maximum number of +securities, the remaining number of +securities to be bought back as at the end of the previous day

5,101,612







Announcement Summary

---

Name of entity

JAMES HARDIE INDUSTRIES PLC

Announcement type

Update announcement

Type of update

Daily buy-back notification

Date of this announcement

3/6/2023

Reason for update

Daily buy-back notification

ASX Security code and description of the class of +securities the subject of the buy-back

JHX : CHESS DEPOSITARY INTERESTS 1:1

The type of buy-back is:

On market buy-back

Total number of +securities bought back before previous day

4,958,388

Total number of +securities bought back on previous day

125,000

Refer to next page for full details of the announcement





Part 1 - Entity and announcement details

---

1.1 Name of entity

JAMES HARDIE INDUSTRIES PLC

We (the entity named above) provide the following information about our buy-back.

1.2 Registration number type

ARBN

Registration number

097829895

1.3 ASX issuer code

JHX

1.4 The announcement is

Update/amendment to previous announcement

1.4a Type of update

Daily buy-back notification

1.4b Reason for update

Daily buy-back notification

1.4c Date of initial notification of buy-back

12/12/2022

1.4d Date of previous announcement to this update

2/6/2023

1.5 Date of this announcement

3/6/2023

1.6 ASX Security code and description of the class of +securities the subject of the buy-back

JHX : CHESS DEPOSITARY INTERESTS 1:1







## Notification of buy-back

---

### Part 2 - Type of buy-back

---

2.1 The type of buy-back is:

On market buy-back





### Part 3 - Buy-back details

---

#### Part 3A - Details of +securities, price and reason

---

3A.1 Total number of +securities on issue in the class of +securities to be bought back

445,855,985

3A.4 Does the entity intend to buy back a minimum number of +securities

No

3A.5 Does the entity intend to buy back a maximum number of securities

Yes

3A.5a Maximum number of securities proposed to be bought back

10,060,000

3A.6 Name of broker or brokers who will offer to buy back +securities on the entity's behalf

Broker name:

Barrenjoey Markets Pty Limited

3A.9 Are the +securities being bought back for a cash consideration?

Yes

3A.9a Is the price to be paid for +securities bought back known?

No

3A.9a.1 In what currency will the buy-back consideration be paid?

AUD - Australian Dollar

#### Part 3B - Buy-back restrictions and conditions

---

3B.1 Does the buy-back require security holder approval?  
↵

---

Notification of buy-back

4 / 6

---



## Notification of buy-back

---

No

### Part 3C - Key dates

---

#### On-market buy-back

3C.2 Proposed buy-back start date

12/12/2022

3C.3 Proposed buy-back end date

31/10/2023

### Part 3D - Other Information

---

3D.1 Any other information the entity wishes to notify to ASX about the buy-back

Based on a closing market price on ASX of A\$29.26 on 9 December 2022 (being the business day immediately prior to the date of this notice) and an A\$/US\$ exchange rate of 0.6792 (being the applicable spot rate on the same date) this would equate to a maximum of 10.06 million ordinary shares/CUFS. However the final maximum number of shares/CUFS will depend on market price and exchange rate movements over the buy-back period.





Part 4 - Daily buy-back notification

A daily buy-back notification must be submitted for Employee share scheme, On-market, Equal access share scheme and Other buy-backs at least half an hour before the commencement of trading on the +business day after any day on which +securities are bought back (per listing rule 3.8A)

Please verify if the pre-populated values are accurate as they are only indicative based on previous online submissions. The pre-populated values may not be accurate if previous online submissions are still in-flight or in case of announcements made via a MS Word form.

Whilst you may over-ride a pre-populated value, once over-riden it will not be possible to retrieve the previously pre-populated value.

4.1 Date of this notification

5/6/2023

4.2 Previous day on which +securities were bought back

2/6/2023

	Before previous day	On previous day
4.3 Total number of +securities bought back, or in relation to which acceptances have been received	4,958,388	125,000
4.4 Total consideration paid or payable for the +securities	AUD 158,770,105.08000	AUD 4,783,513.95000
4.5 Highest price paid	AUD 38.59000000	AUD 38.48000000
	Date highest price was paid: 29/5/2023	
4.6 Lowest price paid	AUD 27.06000000	AUD 37.93000000
	Date lowest price was paid: 21/12/2022	

4.7 Highest price allowed to be paid by entity on the previous day under listing rule 7.33:

AUD 39.87000000

4.8 If the entity has disclosed an intention to buy back a maximum number of +securities, the remaining number of +securities to be bought back as at the end of the previous day

4,976,612









Announcement Summary

---

Name of entity

JAMES HARDIE INDUSTRIES PLC

Announcement type

Update announcement

Type of update

Daily buy-back notification

Date of this announcement

6/6/2023

Reason for update

Daily buy-back notification

ASX Security code and description of the class of +securities the subject of the buy-back

JHX : CHESS DEPOSITARY INTERESTS 1:1

The type of buy-back is:

On market buy-back

Total number of +securities bought back before previous day

5,083,388

Total number of +securities bought back on previous day

125,000

Refer to next page for full details of the announcement





Part 1 - Entity and announcement details

---

1.1 Name of entity

JAMES HARDIE INDUSTRIES PLC

We (the entity named above) provide the following information about our buy-back.

1.2 Registration number type

ARBN

Registration number

097829895

1.3 ASX issuer code

JHX

1.4 The announcement is

Update/amendment to previous announcement

1.4a Type of update

Daily buy-back notification

1.4b Reason for update

Daily buy-back notification

1.4c Date of initial notification of buy-back

12/12/2022

1.4d Date of previous announcement to this update

3/6/2023

1.5 Date of this announcement

6/6/2023

1.6 ASX Security code and description of the class of +securities the subject of the buy-back

JHX : CHESS DEPOSITARY INTERESTS 1:1





## Notification of buy-back

---

### Part 2 - Type of buy-back

---

2.1 The type of buy-back is:

On market buy-back





### Part 3 - Buy-back details

---

#### Part 3A - Details of +securities, price and reason

---

3A.1 Total number of +securities on issue in the class of +securities to be bought back

445,855,985

3A.4 Does the entity intend to buy back a minimum number of +securities

No

3A.5 Does the entity intend to buy back a maximum number of securities

Yes

3A.5a Maximum number of securities proposed to be bought back

10,060,000

3A.6 Name of broker or brokers who will offer to buy back +securities on the entity's behalf

Broker name:

Barrenjoey Markets Pty Limited

3A.9 Are the +securities being bought back for a cash consideration?

Yes

3A.9a Is the price to be paid for +securities bought back known?

No

3A.9a.1 In what currency will the buy-back consideration be paid?

AUD - Australian Dollar

### Part 3B - Buy-back restrictions and conditions

---



3B.1 Does the buy-back require security holder approval?  
↵

---

Notification of buy-back

4 / 6

---



## Notification of buy-back

---

No

### Part 3C - Key dates

---

#### On-market buy-back

3C.2 Proposed buy-back start date

12/12/2022

3C.3 Proposed buy-back end date

31/10/2023

### Part 3D - Other Information

---

3D.1 Any other information the entity wishes to notify to ASX about the buy-back

Based on a closing market price on ASX of A\$29.26 on 9 December 2022 (being the business day immediately prior to the date of this notice) and an A\$/US\$ exchange rate of 0.6792 (being the applicable spot rate on the same date) this would equate to a maximum of 10.06 million ordinary shares/CUFS. However the final maximum number of shares/CUFS will depend on market price and exchange rate movements over the buy-back period.





Part 4 - Daily buy-back notification

A daily buy-back notification must be submitted for Employee share scheme, On-market, Equal access share scheme and Other buy-backs at least half an hour before the commencement of trading on the +business day after any day on which +securities are bought back (per listing rule 3.8A)

Please verify if the pre-populated values are accurate as they are only indicative based on previous online submissions. The pre-populated values may not be accurate if previous online submissions are still in-flight or in case of announcements made via a MS Word form.

Whilst you may over-ride a pre-populated value, once over-ridden it will not be possible to retrieve the previously pre-populated value.

4.1 Date of this notification

6/6/2023

4.2 Previous day on which +securities were bought back

5/6/2023

	Before previous day	On previous day
4.3 Total number of +securities bought back, or in relation to which acceptances have been received	5,083,388	125,000
4.4 Total consideration paid or payable for the +securities	AUD 163,553,619.03000	AUD 4,863,828.61000
4.5 Highest price paid	AUD 38.59000000	AUD 39.12000000
	Date highest price was paid: 29/5/2023	
4.6 Lowest price paid	AUD 27.06000000	AUD 38.60000000
	Date lowest price was paid: 21/12/2022	

4.7 Highest price allowed to be paid by entity on the previous day under listing rule 7.33:

AUD 39.93000000

4.8 If the entity has disclosed an intention to buy back a maximum number of +securities, the remaining number of +securities to be bought back as at the end of the previous day

4,851,612







Announcement Summary

---

Name of entity

JAMES HARDIE INDUSTRIES PLC

Announcement type

Update announcement

Type of update

Daily buy-back notification

Date of this announcement

7/6/2023

Reason for update

Daily buy-back notification

ASX Security code and description of the class of +securities the subject of the buy-back

JHX : CHESS DEPOSITARY INTERESTS 1:1

The type of buy-back is:

On market buy-back

Total number of +securities bought back before previous day

5,208,388

Total number of +securities bought back on previous day

125,000

Refer to next page for full details of the announcement







Part 1 - Entity and announcement details

---

1.1 Name of entity

JAMES HARDIE INDUSTRIES PLC

We (the entity named above) provide the following information about our buy-back.

1.2 Registration number type

ARBN

Registration number

097829895

1.3 ASX issuer code

JHX

1.4 The announcement is

Update/amendment to previous announcement

1.4a Type of update

Daily buy-back notification

1.4b Reason for update

Daily buy-back notification

1.4c Date of initial notification of buy-back

12/12/2022

1.4d Date of previous announcement to this update

6/6/2023

1.5 Date of this announcement

7/6/2023

1.6 ASX Security code and description of the class of +securities the subject of the buy-back

JHX : CHESS DEPOSITARY INTERESTS 1:1





## Notification of buy-back

---

### Part 2 - Type of buy-back

---

2.1 The type of buy-back is:

On market buy-back





### Part 3 - Buy-back details

---

#### Part 3A - Details of +securities, price and reason

---

3A.1 Total number of +securities on issue in the class of +securities to be bought back

445,855,985

3A.4 Does the entity intend to buy back a minimum number of +securities

No

3A.5 Does the entity intend to buy back a maximum number of securities

Yes

3A.5a Maximum number of securities proposed to be bought back

10,060,000

3A.6 Name of broker or brokers who will offer to buy back +securities on the entity's behalf

Broker name:

Barrenjoey Markets Pty Limited

3A.9 Are the +securities being bought back for a cash consideration?

Yes

3A.9a Is the price to be paid for +securities bought back known?

No

3A.9a.1 In what currency will the buy-back consideration be paid?

AUD - Australian Dollar

### Part 3B - Buy-back restrictions and conditions

---

3B.1 Does the buy-back require security holder approval?  
↵

---

Notification of buy-back

4 / 6

---



## Notification of buy-back

---

No

### Part 3C - Key dates

---

#### On-market buy-back

3C.2 Proposed buy-back start date

12/12/2022

3C.3 Proposed buy-back end date

31/10/2023

### Part 3D - Other Information

---

3D.1 Any other information the entity wishes to notify to ASX about the buy-back

Based on a closing market price on ASX of A\$29.26 on 9 December 2022 (being the business day immediately prior to the date of this notice) and an A\$/US\$ exchange rate of 0.6792 (being the applicable spot rate on the same date) this would equate to a maximum of 10.06 million ordinary shares/CUFS. However the final maximum number of shares/CUFS will depend on market price and exchange rate movements over the buy-back period.







Part 4 - Daily buy-back notification

A daily buy-back notification must be submitted for Employee share scheme, On-market, Equal access share scheme and Other buy-backs at least half an hour before the commencement of trading on the +business day after any day on which +securities are bought back (per listing rule 3.8A)

Please verify if the pre-populated values are accurate as they are only indicative based on previous online submissions. The pre-populated values may not be accurate if previous online submissions are still in-flight or in case of announcements made via a MS Word form.

Whilst you may over-ride a pre-populated value, once over-riden it will not be possible to retrieve the previously pre-populated value.

4.1 Date of this notification

7/6/2023

4.2 Previous day on which +securities were bought back

6/6/2023

	Before previous day	On previous day
4.3 Total number of +securities bought back, or in relation to which acceptances have been received	5,208,388	125,000
4.4 Total consideration paid or payable for the +securities	AUD 168,417,447.64000	AUD 4,811,146.87000
4.5 Highest price paid	AUD 39.12000000	AUD 38.92000000
	Date highest price was paid:	
	5/6/2023	
4.6 Lowest price paid	AUD 27.06000000	AUD 38.23000000
	Date lowest price was paid:	
	21/12/2022	

4.7 Highest price allowed to be paid by entity on the previous day under listing rule 7.33:

AUD 40.08000000

4.8 If the entity has disclosed an intention to buy back a maximum number of +securities, the remaining number of +securities to be bought back as at the end of the previous day

4,726,612







James Hardie Industries plc  
1<sup>st</sup> Floor, Block A,  
One Park Place,  
Upper Hatch Street, Dublin 2,  
D02 FD79, Ireland

T: +353 (0) 1 411 6924  
F: +353 (0) 1 479 1128

7 June 2023

The Manager  
Company Announcements Office  
Australian Securities Exchange Limited  
20 Bridge Street  
SYDNEY NSW 2000

Dear Sir/Madam

### Annual Report Fiscal Year 2023

James Hardie announced today that it has filed the Annual Report relating to fiscal year 2023 with the ASX.

Copies of the document are available on James Hardie's investor relations website at <https://ir.jameshardie.com.au>

Yours faithfully

A handwritten signature in black ink that reads 'Aoife Rockett'.

Aoife Rockett  
Company Secretary

This announcement has been authorised for release by the Company Secretary, Ms Aoife Rockett.

1st Floor, Block A, One Park Place, Upper Hatch Street, Dublin 2, D02 FD79, Ireland  
Directors: Anne Lloyd (Chairperson, USA), Peter-John Davis (Aus), Persio Lisboa (USA), Renee Peterson (USA),  
Rada Rodriguez (Sweden), Suzanne B. Rowland (USA), Nigel Stein (UK), Harold Wiens (USA).  
Chief Executive Officer and Director: Aaron Erter (USA)  
Company number: 485719  
ARBN: 097 829 895

---



**Building a Better  
Future for All™**

The image shows the top portion of a document cover. It features a green grass background with two white rectangular shapes on either side of the central text. The text is centered and reads "ANNUAL REPORT FY 2023".

ANNUAL  
REPORT  
FY 2023

---



# Table of Contents

Foreword	3
Letter from the CEO and Chairperson	5
Global Business Overview	9
North America	13
APAC	15
Europe	17
Expanding Our Impact	19
Environmental, Social, and Governance	21
Innovation	23
Creating Demand for James Hardie	25
Capacity	27
20-F Financials	29
Shareholder Information	33

In this Annual Report, pages 3-5, unless otherwise stated, all items disclosed in U.S. dollars. Any financial metrics referred to as "Adjusted" is a Non-GAAP Financial measure. The amounts denominated "Adjusted" are done so consistently with the Company's other financial reporting. Please see pages 22-30, Financial Expenses, for further explanation of Non-GAAP Financial Information.

James Hardie acknowledges the traditional custodians of the lands in which our business and assets operate, and recognizes they or their connection to land, waters, and community. We pay our respects to the Indigenous Elders on these lands before us, the Indigenous Peoples today, and the generations to come.



CHAIRPERSON ANNE LLOYD

# Foreword

Dear shareholders,

As we close this fiscal year, there's one word on my mind: momentum. It is an energizing time for James Hardie as we drive profitable growth, deliver another strong year in spite of global economic challenges, and honor what makes this company great. Our fundamentals are solid, and we're supported by a team that has shown tremendous resilience in a year of change.

The Board of Directors appointed Aaron Erter as CEO in September 2022 after an extensive search process. Aaron brings deep experience leading global teams, understanding consumers' needs, and working together to meet those needs while driving new growth and demand. We believe Aaron is the right leader for this moment. And along with our exceptional leaders and employees around the globe, we look forward to the next chapter of the James Hardie story.

Setting the tone for what's ahead is the launch of our new purpose, vision, mission, and values for James Hardie, which you'll see throughout this report. What strikes me is the momentum for James Hardie's future. A future built on the legacy of our past with a strategic focus on our core business and expansion in areas where we have the right to win.

Innovation continues to play a critical role in accelerating our growth around the world. I'm excited by what we're doing in Europe to boost our siding and flooring segments and how we're expanding our award-winning Hardie™ Architectural Collection in our North America and Asia Pacific regions, all on top of an already-strong core business.

I'm also encouraged by our focus on sustainability. We, like so many, are on a journey to do the right thing because it is the right thing for our business, its employees, and shareholders. Today our board exemplifies James Hardie's commitment to diversity with 50% women, 63% with diversity characteristics, and members representing our global footprint. Further, we are actively working to build more diversity throughout the company. We're not shying away from how we do what we do either. We are making progress in our efforts to reduce waste and the water and energy we use. And I'm proud that James Hardie was named one of The Home Depot's first Eco Actions Partners this year.

There is momentum across every part of James Hardie. We are working to exceed the expectations of our people, sharpen our message, and accelerate our innovations, all of which will expand our growth and build on the storied legacy of James Hardie.

*Anne H Lloyd*



CEO AARON M. ERTER  
CHAIRPERSON ANNE LLOYD

# Letter to Shareholders



## THE VALUES THAT MAKE JAMES HARDIE

Together, these help us tell the story of James Hardie, reflecting why we do what we do, where we're going, and who we want to be. They aim us higher while anchoring us in the spirit of what makes this company so great. And that DNA is made even stronger by new core values that reinforce who we are and guide how we act.

-  **Do the right thing**
-  **Embrace our diversity**
-  **Be bold and progressive**
-  **Collaborate for greatness**
-  **Honor our commitments**

While we're looking ahead, our fundamentals remain the foundation in promoting our culture and ensuring our future success.

### Dear shareholders,

James Hardie celebrates 135 years in business this year. While much has changed since 1888, the people and potential of this amazing company remain strong.

Across the world, there are many reasons to be optimistic. In North America, we're deepening our relationships with our key customers and builders. In fact, approximately one in five new homes in the U.S. use James Hardie as their primary cladding. We see significant opportunities in Europe to grow share in the plank and panel markets while we continue to support our existing investments in underfloor heating. And we're working to drive further penetration across our APAC countries through innovative solutions and collaboration over the entire value chain.

While this last year has been challenging, we've used these obstacles as our way forward, and our people have become

stronger to help pave the way to greater success.

We've posted record sales in FY23 and are addressing the impacts of the housing market cycle and inflation. We've been recognized by our peers, our industry, and our customers. We've launched innovative solutions that reassert our leadership, while opening up new opportunities and markets. And we've done it all by staying true to who we are.

As we look back at this last year and what's to come, we're proud of the unambiguous good that this industry – and this company – is capable of. After all, our company has a long and storied heritage, supported by a strong culture that we'll keep building together. To us, every strong culture is rooted in an even stronger purpose, vision, mission, and values. So, we looked inward at why we do what we do. And we're excited to introduce you to our new guiding light for James Hardie.

### PURPOSE

Building a better future for all™.

### VISION

To inspire how communities design, build, and grow today and tomorrow.

### MISSION

Be the most respected and desired building materials brand in the world today.

1

First, our focus on "Zero Harm" is non-negotiable. We operate with our team's safety, security, and well-being as our #1 priority.



2

Second, we believe that sustainability is a never-ending journey, a finish without an end. So, we're continuing to develop solutions and opportunities that do right by our planet.

And this is just the beginning of the next chapter in our story.

3

Third, we'll lean on the strength of our Hardie™ Operating System to enable efficient resource allocation and drive Key Performance Indicators that will accelerate our growth over time.



4

Fourth, we'll continue to invest in our people, working to grow their careers and the places they live.

Together, we're building on the 135-year legacy started by our founder, James Hardie. Back then, he established a company that would grow to become the inventor and world leader of fiber cement. As we move to FY24, we're firmly established as one of the leading voices in the building products industry.

We've got the strategy, the talent, and the ambition in place to build a better future for all.

# Global Business Overview

## FY23 GROUP RESULTS

Net Sales  
**US\$3,777.1 million**

+4% from FY22

Adjusted EBIT  
**US\$779.8 million**

-4% from FY22

Today, James Hardie is the world's #1 manufacturer and marketer of fiber cement and fiber gypsum building solutions. We work with homeowners and building professionals alike to offer an extensive range of products to elevate the style and look of every kind of home.

**AT JAMES HARDIE, WE ARE "HOMEOWNER FOCUSED, CUSTOMER AND CONTRACTOR DRIVEN"**

### GLOBALLY

Operating Sites: 19 | R&D Centers: 3

- Manufacturing Facilities
- Research and Development



### ASIA PACIFIC

Net Sales  
**US\$539.2 million**

-6% from FY22

EBIT  
**US\$142.8 million**

-11% from FY22



### NORTH AMERICA

Net Sales  
**US\$2,787.6 million**

+9% from FY22

EBIT  
**US\$767.5 million**

+4% from FY22



### EUROPE

Net Sales  
**US\$450.3 million**

-8% from FY22

EBIT  
**US\$26.5 million**

-58% from FY22

# Delivering Profitable Growth

The focus and dedication of the James Hardie team in executing the strategy has driven a step change in our financial performance over the last 5 years, creating a runway for future growth.

## NET SALES

Dollars in US millions

FY23	3,777
FY22	3,615
FY21	2,909
FY20	2,607
FY19	2,507
FY18	2,055

13%  
5-Year  
CAGR

## ADJUSTED NET INCOME

Dollars in US millions

FY23	606
FY22	621
FY21	458
FY20	353
FY19	301
FY18	291

16%  
5-Year  
CAGR

## ADJUSTED ROCE

%

FY23	48%
FY22	51%
FY21	40%
FY20	31%
FY19	28%
FY18	32%

40%  
5-Year  
Avg.

## ADJUSTED EBIT

Dollars in US millions

FY23	780
FY22	816
FY21	629
FY20	487
FY19	405
FY18	398

14%  
5-Year  
CAGR

## ADJUSTED DILUTED EPS

US Dollars/Share

FY23	1.36
FY22	1.39
FY21	1.03
FY20	0.79
FY19	0.68
FY18	0.66

16%  
5-Year  
CAGR

## OPERATING CASH FLOW

Dollars in US millions

FY23	608
FY22	757
FY21	787
FY20	451
FY19	304
FY18	309

14%  
5-Year  
CAGR

FY23 FY22

FY23 FY22 Change%

## NORTH AMERICA FIBER CEMENT

Volume	mmsf	3,039	3,112
Volume Growth	y/y	-2%	15%
Average Selling Price	US\$/msf	912	814
Average Selling Price Growth	US\$ y/y	12%	9%
Price/Mix	%	11%	10%
Net Sales Growth	US\$ y/y	9%	25%

## GLOBAL NET SALES

North America Fiber Cement	US\$m	2,767.6	2,551.3	9%
Asia Pacific Fiber Cement	US\$m	539.2	574.9	-6%
Europe Building Products	US\$m	450.3	488.5	-8%
<b>Global Net Sales</b>	<b>US\$m</b>	<b>3,777.1</b>	<b>3,614.7</b>	<b>4%</b>

## ASIA PACIFIC FIBER CEMENT

Volume	mmsf	577	633
Volume Growth	y/y	-9%	17%
Average Selling Price	A\$/msf	1,228	1,111
Average Selling Price Growth	A\$ y/y	11%	5%
Price/Mix	%	10%	6%
Net Sales Growth	A\$ y/y	1%	22%

## GLOBAL ADJUSTED NET INCOME

North America Fiber Cement	US\$m	767.5	741.2	4%
Asia Pacific Fiber Cement	US\$m	142.8	160.8	-11%
Europe Building Products	US\$m	26.5	62.9	-58%
Research and Development	US\$m	-33.3	-34.4	-3%
General Corporate	US\$m	-123.7	-114.9	8%
<b>Global Adjusted EBIT</b>	<b>US\$m</b>	<b>779.8</b>	<b>815.6</b>	<b>-4%</b>
Adjusted Interest, Net	US\$m	34.9	40.2	-13%
Other Expense (Income)	US\$m	-12.8	0.2	NM
Adjusted Income Before Income Taxes	US\$m	757.7	775.2	-2%
Adjusted Income Tax Expense	US\$m	152.2	154.5	-1%
<b>Global Adjusted Net Income</b>	<b>US\$m</b>	<b>605.5</b>	<b>620.7</b>	<b>-2%</b>

NM: Not Meaningful

## EUROPE BUILDING PRODUCTS

Volume	mmsf	849	953
Volume Growth	y/y	-11%	9%
Average Selling Price	€/msf	400	342
Average Selling Price Growth	€ y/y	17%	10%
Price/Mix	%	14%	11%
Net Sales Growth	€ y/y	3%	20%

## GLOBAL

Volume	mmsf	4,465	4,698
Volume Growth	y/y	-5%	14%
Price/Mix	%	9%	10%
Net Sales Growth	US\$ y/y	4%	24%



**NORTH AMERICA OVERVIEW**

# Solidifying Our Market Leadership

The James Hardie team in North America delivered a strong year despite the many headwinds facing the business. We adapted to challenging economic conditions, offered innovative solutions to our customers, and solidified our position in the market by staying laser focused on our right to win.

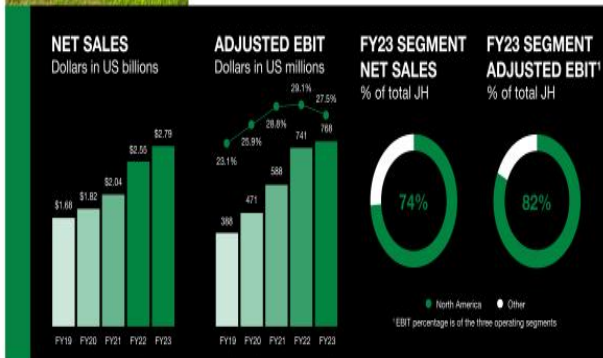
And we have a lot of good news to report. In North America, we drove share gains resulting in \$2.79 billion in net sales, as well as \$768 million in EBIT for the year. We remain focused on driving profitable share gain in our New Construction and Repair and Remodel segments.

In the last year, we've introduced new solutions that give customers exciting and beautiful ways to express their style. Most recently, we expanded our award-winning Hardie™ Architectural Collection into new markets. And we announced an exclusive collaboration with Chip and Joanna Gaines in August. The Magnolia Home | James Hardie Collection offers 16 ColorPlus® Technology finishes in a

variety of styles and textures. Together, these launches let us offer even more to homeowners, builders, architects, and contractors.

We're also proud of the recognition we've received from our peers. This year alone, we've received over 25 industry awards, such as the 2022 Vendor of the Year award from Lansing Building Products. And we were named a 2022 National Preferred Partner for David Weekley Homes, one of the nation's largest privately held home builders. These recognitions are a testament to the passion, quality, and dedication we put into our work.

These successes are our foundation for the year ahead as we play our part in building a better future for all. To us, it's not just about the business and results, though those things truly matter. It's about instilling pride in why we do what we do.



We've already identified three areas to focus our efforts:

## DEVELOP MORE INTEGRATED CONNECTIONS WITH OUR CUSTOMERS

We want to continue working collaboratively and closely with our customers. Our goal is simple: be their partner in finding solutions that grow their business, deliver value, and answer their needs.

## IDENTIFY NEW OPPORTUNITIES FOR PROFITABLE SHARE GAIN

We don't just want to defend share – we want to expand it. As the market remains competitive, we're deploying a strategy with solutions to continue to grow our business.

## BUILD UP OUR PEOPLE

We want to keep investing in our people. We're looking at new ways to keep them engaged, fulfilled, and challenged so they can bring their best each and every day.

Those are just some of the exciting things to come. Of course, there's much work to do, and we're ready. By investing in our vision, our people, and our technology, the future is ours to win.

APAC OVERVIEW

# Sustaining Our Proven Success

Across the Asia Pacific business, we're energized by our continued growth, even as we navigate multiple end-market challenges from inflation to skilled labor shortages. We've invested in bringing our story to consumers, made pivots to reduce costs where we can, and accelerated our innovation pipeline to unlock new segments. These ingredients are part of our strategy to deliver on building a better future for all.

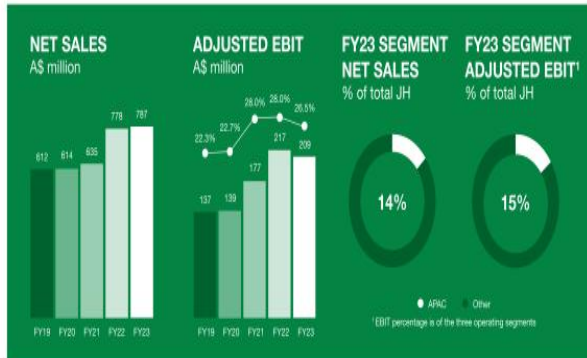
Our relentless focus has led to promising results, with the APAC team delivering an all-time record Net Sales result, in A\$, in FY23 despite challenging market conditions.

We're actively managing our costs, pricing, and operational performance while the market remains uncertain to ensure we are able to keep investing in future growth initiatives.

As seen in previous years, innovative solutions played a pivotal role in driving our growth. We've built on the success of our Hardie™ Fine Texture Cladding with the recent launch of Hardie™ Oblique™ Cladding in Australia. This new solution brings bold design to let customers and consumers create a sophisticated modern look. And we're starting to roll out the Hardie™ Architectural Collection to make inroads

in the brick and masonry segment, a key space where we know we can win.

We've also doubled down on our people, making sure they're supported with what they need to thrive in their careers. Our culture makes us who we are and is a big differentiator – as a place to work and also for the people who work with us. So, we've invested in recent training for our frontline leaders to develop their capabilities.



While this year marks the 135th year for James Hardie, we've never been more excited for what's next as we build a better future for all in Asia Pacific. With this renewed clarity, we're prioritizing three areas for the market:

## STRENGTHEN OUR ADVANTAGE

We're focused on our right to win in the market. So, we're making moves and investments in innovation and local manufacturing to offer superior solutions and service.

## DEEPEN OUR PARTNERSHIP WITH OUR CUSTOMERS

We want to create demand through deeper collaboration with our customers to develop, design, build, and market cutting-edge solutions. And we'll carry that partnership throughout the process, from our customer, builder, and design partners to the homeowner.

## SUPPORT OUR PEOPLE AND PLANET

We want to do right by our people and our planet. So, we're prioritizing talent development at all levels, and we're exploring new ways to bring more sustainable practices into what we make and how we make it.

That's just a taste of where we're going. The future we're creating for ourselves is dramatically different, pushing us into new segments and more markets than ever before. And we're ready for the challenge.



EUROPE OVERVIEW

# Growing from a Solid Foundation

While we're still relatively new in the European market, we're bullish about our prospects. We've worked hard to control what we can control while focusing on step change innovations that will drive profitable future growth. And it's proving to be a winning approach for us as we experience 14% price/mix growth led by our high-value product mix strategy and resulting in a 3% net sales increase, in Euro, in FY23.

Our steady stream of innovative solutions launched in collaboration with our partners around the world is a true bright spot this year. We see powerful potential to grow our share and sales across the region thanks to the following innovations:

## HARDIE® ARCHITECTURAL PANEL

is where design meets affordability. Specially designed for the market, this launch represents the biggest European fiber cement opportunity.

## HARDIE® VL PLANK

combines great design with a solution that we believe is faster to install than a traditional interlocking system.

## FERMACELL™ THERM25™ AND PUMPABLE LEVELING COMPOUND

expand our Fermacell™ dry flooring solutions by drastically increasing speed and affordability. In comparison to existing solutions, dry flooring solutions speed up the building and renovation processes while also helping prevent negative moisture impacts on buildings.

We're also investing meaningfully in our people. We're focused on cultivating our team, harnessing their entrepreneurial spirit to accelerate our – and their – growth. To do that, we've introduced more formalized training programs and a new e-learning platform to develop their skills. And we're exploring job rotations, as well as knowledge-sharing opportunities, to boost everyone's expertise.

But this is just the beginning for our potential in Europe. Already, we're putting in place a winning combination to build a better future for all, and we'll focus on three key business components to power our purpose.

## FIBER GYPSUM

Leverage high-margin innovations like Fermacell™ Therm25™ and pumpable leveling compound to further expand our market for fiber gypsum products. We'll target timber-frame constructions and pre-fabrication customers where our latest innovations drastically reduce labor and drive down total cost of ownership.

## FIBER CEMENT RESIDENTIAL

Drive further category and market share gains with our leading Fiber Cement Plank product solutions. Our Hardie® VL Plank combines great design with a solution that we believe is faster to install than traditional interlock systems.

## FIBER CEMENT COMMERCIAL BUSINESS

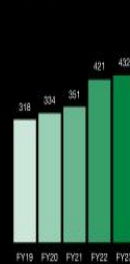
Establish a sizable new business targeting commercial projects. A newly created dedicated Hardie® panel sales organization across Europe will leverage our latest Hardie® Architectural Panel product range where design meets affordability. This was specially designed for Europe and represents our biggest fiber cement opportunity in the region.

All of this is possible thanks to the strength and spirit of our James Hardie employees. Their drive and desire directly contribute to our growth potential, making our future ambitions a reality by working together to find solutions and innovations across the value chain.

As we navigate the year ahead, we remain committed to growing our purpose and our presence throughout Europe. We'll focus on what we can control and adjust accordingly. Through it all, one thing is clear: we're excited about our future and our ability to win.



### NET SALES € million



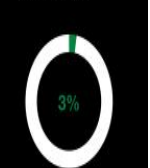
### ADJUSTED EBIT € million



### FY23 SEGMENT NET SALES % of total JH



### FY23 SEGMENT ADJUSTED EBIT<sup>1</sup> % of total JH




<sup>1</sup>EBIT percentage is of the three operating segments



# EXPANDING OUR IMPACT



# Investing in a Sustainable Future



21 | James Hardie

Embracing and investing in clear, bold, and meaningful Environmental, Social, and Governance (ESG) commitments will be critical in living out our new purpose to build a better future for all. As we've heard from consumers and customers alike, sustainability is taking on greater importance when people are choosing among companies to buy from and support.

Earlier this year, The Home Depot selected James Hardie as one of its first partners in its Eco Actions Partner Program. This distinction is a recognition of our efforts to improve the sustainability of our manufacturing processes and to deliver environmentally responsible and innovative solutions to homeowners. While we have more work to do, we're thrilled by this honor.

On the environmental front, we're spearheading several initiatives to bring transparency to our work and help us get closer to our goals. With Environmental Product Declarations published in all of our regions, we can see where we stand and where we need to go. We're encouraged by how quickly we're approaching our 2030

goal to reduce landfill waste intensity by 50%. And we're making measurable strides to reduce our emissions and save water within our production process.

But there's more. We continue to build community across the organization in big ways with a focus on women in leadership and underrepresented minorities. We've tapped into cultural moments, like International Women's Day in March, to shine a spotlight on the voices and experiences of our people. And we've lent a helping hand to communities hit by disasters through organizations, such as Habitat for Humanity, that get them back on their feet.

We'll be the first to admit that we're on a journey, working together around the world to grow our company while also helping to build stronger, more sustainable communities. But we're proud of our progress and are committed to doing even more to build a better future for all. Look for a full update on our goals and performance metrics in our FY23 Sustainability Report later this year.

<h3>ZERO HARM</h3> <p>With our Zero Harm culture, we seek to ensure the safety of our products, employees, partners, customers, and communities.</p>	<h3>PLANET</h3> <p>We are proactively managing our impact on the environment with a prioritization on circularity and reducing greenhouse gas emissions.</p>
<h3>INNOVATION</h3> <p>We are committed to transforming new technologies into high-quality and sustainable products, solutions, and building practices.</p>	<h3>COMMUNITIES</h3> <p>We are building and sustaining an inclusive culture within our business and supporting the communities where we live and work.</p>

22 | James Hardie

INNOVATION OVERVIEW

# Transforming How the World Builds



Innovation remains a key priority and an exciting growth opportunity for James Hardie in our pursuit to build a better future for all. As you'll see, we've delivered innovative solutions that expand our leadership, introduce us to new segments, provide real value to homeowners and customers, and position us for years – if not decades – to come.

Let's take a quick look at a few of our favorites in the last year:

## EXPANSION OF THE HARDIE™ ARCHITECTURAL COLLECTION

We've recently added the Hardie® Artisan Profile series to our award-winning collection. This new solution lets us offer homeowners, contractors, architects, and builders the ability to bring a more contemporary and personalized exterior look to every home style.

## INTRODUCING THE MAGNOLIA HOME | JAMES HARDIE COLLECTION

We're always looking for ways to bring the wow factor to a home. This new solution, curated by Joanna Gaines, features 16 ColorPlus® Technology finishes in a variety of siding styles and textures for a new exterior look that will stand the test of time.

## LAUNCHING A GAME-CHANGER WITH FERMACELL™ THERM25™ FLOORING ELEMENTS

The launch of our Fermacell™ Therm25™ product for underfloor heating has been a big success in our European region. It's a real game-changer that speeds up the building process and provides a winning alternative to the traditional wet screed process, saving valuable time and money across the value chain.

But it's not just what we release that matters. It's how we do it. We have an internal mantra for our innovation approach: transforming how the world builds. In this last year, we've doubled down on that mantra by changing how we collaborate at a global scale while designing new processes that give greater autonomy and accountability to teams. And it's working. We're already seeing the powerful effects from sharing ideas, know-how, and expertise across our three innovation centers in North America, Asia Pacific, and Europe.

What hasn't changed is our relentless focus on market-driven insights and mega trends to unlock new spaces for growth and create tangible value. No matter the project, our ambition remains the same: deliver high-value, beautiful solutions that address the unmet needs of homeowners and customers. But we take care to ensure these new solutions are backed by the superior performance, quality, design, and durability that people expect from James Hardie.

While we've accomplished much in this last year, there's more to come. Our approach to innovation will play an integral part in the future of James Hardie, offering new solutions, new ways of working, and new opportunities that build a better future for all.

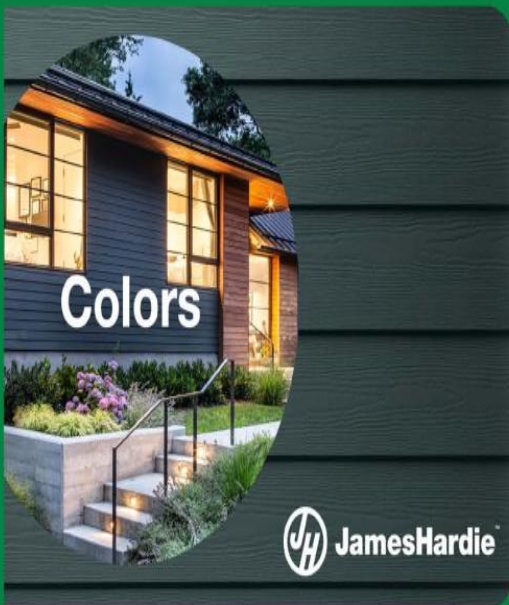
# Creating Demand for James Hardie



Fire Resistant Siding for Rebuilding the Grizzly Flats Community | James Hardie Siding



Hardie® Artisan siding, welcome home to the Hardie™ Architectural Collection



Colors



Introducing the Hardie® Artisan profile series to the Hardie™ Architectural Collection

The Hardie® Artisan profiles offer a larger format of plank, mitered corners, and ... more

## CAPACITY OVERVIEW

# Expanding to Meet Demand



We continue to invest in our global footprint as one of our strongest advantages. Because we've prioritized localized supply chains and having raw materials right next to our factories, we're able to shift quickly and efficiently to meet demand. And we're well on our way to adding more capacity in each region.

We're on a mission to make James Hardie the most respected and desired building materials brand in the world today. How we operate as a world-class manufacturer directly contributes to our ability to achieve that ambition. So, we're on a continuous journey of improvement as we ramp up our capabilities and capacity around the world to deliver strong growth.

We have a lot to be proud of in the last year. Our commitment to Zero Harm remains steadfast, making the safety, security, and well-being of our people our top priority. We aggressively promote a Zero Harm safety environment, and we're encouraged by improvements in our incident rates globally. Another success story continues to be the efficiency created by our transformative lean manufacturing strategy that we call HMOS. And we're already experiencing clear benefits from centralizing different parts of the organization – such as in engineering – to drive greater collaboration and engagement.

Our adjusted return on capital employed (ROCE) of 48% in FY23 and an average of 40% over the last five years has proven that we are a growth company. This performance demonstrates that we have consistently invested in organic growth in an efficient and effective manner. We'll continue to prioritize our organic growth by investing in Capacity Expansion as warranted. We believe this strategy will enable James Hardie to drive global growth into the future that is sustainable and profitable.

A few highlights of where we're expanding over the next few years:

In Prattville, Alabama, we're ramping up and optimizing sheet machines 1 and 2. In addition, we are on track to double our capacity with the additions of sheet machines 3 and 4. We also plan to increase our ColorPlus® Technology finishing capacity in FY24 with our facility in Massachusetts, helping us to further penetrate the repair and remodel segment.

We're pressing ahead with additional brownfield fiber gypsum capacity planned at our site in Orejo, Spain, with an eye toward FY26. And we continue to make progress in securing land to add our first fiber cement manufacturing capacity on continental Europe.

Everything we're doing across our systems and our facilities is in support of our new purpose to build a better future for all. And we take that to heart as we grow our presence around the world. As we expand, it's not just more capacity that we're building. We're creating jobs, supporting the local economies, and opening up opportunities in every community we operate.

# Financial Endnotes

Unless otherwise stated, all items are in U.S. currency and financial information relates to fiscal year ended 31 March 2023.

## NON-GAAP FINANCIAL INFORMATION

Pages 1-30 of this Annual Report contain financial measures that are not considered a measure of financial performance under US GAAP and should not be considered to be more meaningful than the equivalent US GAAP measure. Management has included such measures to provide investors with an alternative method for assessing its operating results in a manner that is focused on the performance of its ongoing operations. Additionally, management uses such non-GAAP financial measures for the same purposes. However, these non-GAAP financial measures are not prepared in accordance with US GAAP, may not be reported by all of James Hardie's competitors, and may not be directly comparable to similarly titled measures of James Hardie's competitors due to potential differences in the exact method of calculation. For additional information regarding the non-GAAP financial measures presented in this Annual Report, including a reconciliation of each non-GAAP financial measure to the equivalent US GAAP measure, see the section titled "Glossary of Abbreviations and Definitions" in James Hardie's Annual Report Form 20-F for the year ended 31 March 2023.

## FORWARD-LOOKING STATEMENTS

Certain statements in this Annual Report may constitute "forward-looking statements" as defined in the Private Securities Litigation Reform Act of 1995. James Hardie uses such words as "believe," "anticipate," "plan," "expect," "intend," "target," "estimate," "project," "predict," "forecast," "guideline," "aim," "will," "should," "likely," "continue," "may," "objective," "outlook," and similar expressions to identify forward-looking statements but are not the exclusive means of identifying such statements. Readers are cautioned not to place undue reliance on these forward-looking statements, and all such forward-looking statements are qualified in their entirety by reference to the following cautionary statements. Forward-looking statements are based on James Hardie's current expectations, estimates, and assumptions, and because forward-looking statements address future results, events, and conditions, they, by their very nature, involve inherent risks and uncertainties, many of which are unforeseeable and beyond the company's control. Many factors could cause the actual results, performance, or achievements of James Hardie to be materially different from those expressed or implied in this Annual Report, including, among others, the risks and uncertainties set forth in Section 3 "Risk Factors" in James Hardie's Annual Report on Form 20-F for the year ended

31 March 2023; changes in general economic, political, governmental, and business conditions globally and in the countries in which James Hardie does business, including changes in interest rates, changes in inflation rates; changes in exchange rates; the level of construction generally; changes in cement demand and prices; changes in raw material and energy prices; changes in business strategy and various other factors. Should one or more of these risks or uncertainties materialize, or should underlying assumptions prove incorrect, actual results may vary materially from those described herein. These forward-looking statements are made as of the date of this Annual Report, and James Hardie does not assume any obligation to update them, except as required by law. Investors are encouraged to review James Hardie's Annual Report on Form 20-F, and specifically the risk factors discussed therein, as it contains important disclosures regarding the risks attendant to investing in our securities.



To download a copy of the 20-F Financials, please visit  
<https://ir.jameshardie.com.au/financial-information>



Scan with your phone's camera or visit  
<https://ir.jameshardie.com.au/financial-information>

# 20-F FINANCIALS



# Shareholder Information

## 2023 KEY DATES AND CALENDAR<sup>1</sup>

4 August	Annual General Meeting
8 August	FY24 First Quarter Results and Management Presentation
7 November	FY24 Second Quarter and Year-to-Date Results and Management Presentation

<sup>1</sup> AUS time and future dates are indicative only and are subject to change.

## CORPORATE HEADQUARTERS

1st Floor, Block A  
One Park Place  
Upper Hatch Street, Dublin 2, D02 FD79, Ireland

Telephone +353 1 411 9929  
Facsimile +353 1 479 1128

## SHARE/CUFS REGISTRY

James Hardie Industries Plc's registry is managed by Computershare. All enquiries and correspondence regarding holdings should be directed to:

Computershare Investor Services Pty Ltd  
Level 5, 115 Grenfell Street  
Adelaide SA 5000

GPO Box 2975  
Melbourne VIC 3001  
Telephone within Australia: 1300 850 505

Telephone outside Australia: +61 3 9415 4000  
Website: [www.computershare.com](http://www.computershare.com)  
James Hardie Industries plc  
(ARBN 097 829 895)

Incorporated in Ireland with its registered office at 1st Floor, Block A, One Park Place, Upper Hatch Street, Dublin 2, D02 FD79, Ireland and registered number 485719. The liability of its members is limited.

<sup>TM</sup> or ® denotes a trademark or Registered mark owned by James Hardie Technology Ltd.

## ANNUAL GENERAL MEETING (AGM)

Details of the 2023 AGM of James Hardie Industries Plc will be set out in the Notice of Annual General Meeting 2023.





ANNUAL  
REPORT  
FY 2023

© 2023 James Hardie Industries plc. <sup>TM</sup> and <sup>®</sup>  
denotes trademarks or registered trademarks of  
James Hardie Technology Limited.



**JamesHardie**







Announcement Summary

---

Name of entity

JAMES HARDIE INDUSTRIES PLC

Announcement type

Update announcement

Type of update

Daily buy-back notification

Date of this announcement

8/6/2023

Reason for update

Daily buy-back notification

ASX Security code and description of the class of +securities the subject of the buy-back

JHX : CHESS DEPOSITARY INTERESTS 1:1

The type of buy-back is:

On market buy-back

Total number of +securities bought back before previous day

5,333,388

Total number of +securities bought back on previous day

125,000

Refer to next page for full details of the announcement





Part 1 - Entity and announcement details

---

1.1 Name of entity

JAMES HARDIE INDUSTRIES PLC

We (the entity named above) provide the following information about our buy-back.

1.2 Registration number type

ARBN

Registration number

097829895

1.3 ASX issuer code

JHX

1.4 The announcement is

Update/amendment to previous announcement

1.4a Type of update

Daily buy-back notification

1.4b Reason for update

Daily buy-back notification

1.4c Date of initial notification of buy-back

12/12/2022

1.4d Date of previous announcement to this update

7/6/2023

1.5 Date of this announcement

8/6/2023

1.6 ASX Security code and description of the class of +securities the subject of the buy-back

JHX : CHESS DEPOSITARY INTERESTS 1:1





## Notification of buy-back

---

### Part 2 - Type of buy-back

---

2.1 The type of buy-back is:

On market buy-back







### Part 3 - Buy-back details

---

#### Part 3A - Details of +securities, price and reason

---

3A.1 Total number of +securities on issue in the class of +securities to be bought back

445,855,985

3A.4 Does the entity intend to buy back a minimum number of +securities

No

3A.5 Does the entity intend to buy back a maximum number of securities

Yes

3A.5a Maximum number of securities proposed to be bought back

10,060,000

3A.6 Name of broker or brokers who will offer to buy back +securities on the entity's behalf

Broker name:

Barrenjoey Markets Pty Limited

3A.9 Are the +securities being bought back for a cash consideration?

Yes

3A.9a Is the price to be paid for +securities bought back known?

No

3A.9a.1 In what currency will the buy-back consideration be paid?

AUD - Australian Dollar

### Part 3B - Buy-back restrictions and conditions

---

3B.1 Does the buy-back require security holder approval?  
↵

---

Notification of buy-back

4 / 6

---



## Notification of buy-back

---

No

### Part 3C - Key dates

---

#### On-market buy-back

3C.2 Proposed buy-back start date

12/12/2022

3C.3 Proposed buy-back end date

31/10/2023

### Part 3D - Other Information

---

3D.1 Any other information the entity wishes to notify to ASX about the buy-back

Based on a closing market price on ASX of A\$29.26 on 9 December 2022 (being the business day immediately prior to the date of this notice) and an A\$/US\$ exchange rate of 0.6792 (being the applicable spot rate on the same date) this would equate to a maximum of 10.06 million ordinary shares/CUFS. However the final maximum number of shares/CUFS will depend on market price and exchange rate movements over the buy-back period.





Part 4 - Daily buy-back notification

---

A daily buy-back notification must be submitted for Employee share scheme, On-market, Equal access share scheme and Other buy-backs at least half an hour before the commencement of trading on the +business day after any day on which +securities are bought back (per listing rule 3.8A)

Please verify if the pre-populated values are accurate as they are only indicative based on previous online submissions. The pre-populated values may not be accurate if previous online submissions are still in-flight or in case of announcements made via a MS Word form.

Whilst you may over-ride a pre-populated value, once over-ridden it will not be possible to retrieve the previously pre-populated value.

4.1 Date of this notification

8/6/2023

4.2 Previous day on which +securities were bought back

7/6/2023

	Before previous day	On previous day
4.3 Total number of +securities bought back, or in relation to which acceptances have been received	5,333,388	125,000
4.4 Total consideration paid or payable for the +securities	AUD 173,228,594.51000	AUD 4,838,559.32000
4.5 Highest price paid	AUD 39.12000000	AUD 38.88000000
	Date highest price was paid:	
	5/6/2023	
4.6 Lowest price paid	AUD 27.06000000	AUD 38.42000000
	Date lowest price was paid:	
	21/12/2022	

4.7 Highest price allowed to be paid by entity on the previous day under listing rule 7.33:

AUD 40.13000000

4.8 If the entity has disclosed an intention to buy back a maximum number of +securities, the remaining number of +securities to be bought back as at the end of the previous day

4,601,612









Announcement Summary

---

Name of entity

JAMES HARDIE INDUSTRIES PLC

Announcement type

Update announcement

Type of update

Daily buy-back notification

Date of this announcement

9/6/2023

Reason for update

Daily buy-back notification

ASX Security code and description of the class of +securities the subject of the buy-back

JHX : CHESS DEPOSITARY INTERESTS 1:1

The type of buy-back is:

On market buy-back

Total number of +securities bought back before previous day

5,458,388

Total number of +securities bought back on previous day

125,000

Refer to next page for full details of the announcement





Part 1 - Entity and announcement details

---

1.1 Name of entity

JAMES HARDIE INDUSTRIES PLC

We (the entity named above) provide the following information about our buy-back.

1.2 Registration number type

ARBN

Registration number

097829895

1.3 ASX issuer code

JHX

1.4 The announcement is

Update/amendment to previous announcement

1.4a Type of update

Daily buy-back notification

1.4b Reason for update

Daily buy-back notification

1.4c Date of initial notification of buy-back

12/12/2022

1.4d Date of previous announcement to this update

8/6/2023

1.5 Date of this announcement

9/6/2023

1.6 ASX Security code and description of the class of +securities the subject of the buy-back

JHX : CHESS DEPOSITARY INTERESTS 1:1





## Notification of buy-back

---

### Part 2 - Type of buy-back

---

2.1 The type of buy-back is:

On market buy-back





### Part 3 - Buy-back details

---

#### Part 3A - Details of +securities, price and reason

---

3A.1 Total number of +securities on issue in the class of +securities to be bought back

445,855,985

3A.4 Does the entity intend to buy back a minimum number of +securities

No

3A.5 Does the entity intend to buy back a maximum number of securities

Yes

3A.5a Maximum number of securities proposed to be bought back

10,060,000

3A.6 Name of broker or brokers who will offer to buy back +securities on the entity's behalf

Broker name:

Barrenjoey Markets Pty Limited

3A.9 Are the +securities being bought back for a cash consideration?

Yes

3A.9a Is the price to be paid for +securities bought back known?

No

3A.9a.1 In what currency will the buy-back consideration be paid?

AUD - Australian Dollar

### Part 3B - Buy-back restrictions and conditions

---

3B.1 Does the buy-back require security holder approval?  
↵

---

Notification of buy-back

4 / 6

---





## Notification of buy-back

---

No

### Part 3C - Key dates

---

#### On-market buy-back

3C.2 Proposed buy-back start date

12/12/2022

3C.3 Proposed buy-back end date

31/10/2023

### Part 3D - Other Information

---

3D.1 Any other information the entity wishes to notify to ASX about the buy-back

Based on a closing market price on ASX of A\$29.26 on 9 December 2022 (being the business day immediately prior to the date of this notice) and an A\$/US\$ exchange rate of 0.6792 (being the applicable spot rate on the same date) this would equate to a maximum of 10.06 million ordinary shares/CUFS. However the final maximum number of shares/CUFS will depend on market price and exchange rate movements over the buy-back period.





Part 4 - Daily buy-back notification

A daily buy-back notification must be submitted for Employee share scheme, On-market, Equal access share scheme and Other buy-backs at least half an hour before the commencement of trading on the +business day after any day on which +securities are bought back (per listing rule 3.8A)

Please verify if the pre-populated values are accurate as they are only indicative based on previous online submissions. The pre-populated values may not be accurate if previous online submissions are still in-flight or in case of announcements made via a MS Word form.

Whilst you may over-ride a pre-populated value, once over-ridden it will not be possible to retrieve the previously pre-populated value.

4.1 Date of this notification

9/6/2023

4.2 Previous day on which +securities were bought back

8/6/2023

	Before previous day	On previous day
4.3 Total number of +securities bought back, or in relation to which acceptances have been received	5,458,388	125,000
4.4 Total consideration paid or payable for the +securities	AUD 178,067,153.83000	AUD 4,763,643.80000
4.5 Highest price paid	AUD 39.12000000	AUD 38.70000000
	Date highest price was paid:	
	5/6/2023	
4.6 Lowest price paid	AUD 27.06000000	AUD 37.83000000
	Date lowest price was paid:	
	21/12/2022	

4.7 Highest price allowed to be paid by entity on the previous day under listing rule 7.33:

AUD 40.41000000

4.8 If the entity has disclosed an intention to buy back a maximum number of +securities, the remaining number of +securities to be bought back as at the end of the previous day

4,476,612



